










# Backup and archive recommendations

#	Item	How often to backup	Need to stop engine	Recommendations
1	<b>FIXEdge binaries</b> Default path in the package: <ul style="list-style-type: none"> <li>• <b>FIXEdge</b> - &lt;FIXEdge_Package&gt;/bin</li> <li>• <b>FIXICC Agent</b> - &lt;FIXEdge_Package&gt;/fixicc-agent/lib</li> </ul>	Should be backedup before and after FIXEdge upgrade.	N	Optional. Can be download from the <a href="#">official site</a> . <div style="border: 1px solid #ffc107; padding: 5px; margin-top: 10px;">  To restore FIXEdge binaries, stop it and replace the files in the appropriate directories with the files from the backup                     </div>
2	<b>FIXEdge configuration</b> Default path in the package: <ul style="list-style-type: none"> <li>• <b>FIXEdge</b> - &lt;FIXEdge_Package&gt;/FIXEdge1/conf</li> <li>• <b>FIXICC</b> - &lt;FIXEdge_Package&gt;/fixicc/etc folder</li> <li>• <b>FIXICC Agent</b> <ul style="list-style-type: none"> <li>• Windows - &lt;FIXEdge_Package&gt;/fixicc-agent/FIXEdge1.fixicc-agent/conf</li> <li>• Linux - &lt;FIXEdge_Package&gt;/fixicc-agent/conf</li> </ul> </li> </ul>	Should be backedup before and after modifications.	N	It is responsible of FIXEdge user to track configuration changes. EPAM isn't supposed to do it for the client.  Daily configuration backup is the good practice in case of frequent changes.  /etc/odbc.ini – could be considered as a part of FIXEdge configuration if FIXEdge uses DSN from there. <div style="border: 1px solid #dc3545; padding: 5px; margin-top: 10px;">  Be careful, all data sources (not only for FIXEdge) are configured in /etc/odbc.ini file                     </div> <div style="border: 1px solid #ffc107; padding: 5px; margin-top: 10px;">  To restore FIXEdge configuration replace the files in the appropriate directories with the files from the backup. Settings will be applied after start/restart.                     </div>
3	<b>Operational scripts</b> Default path in the package: <ul style="list-style-type: none"> <li>• <b>FIXEdge</b> - &lt;FIXEdge_Package&gt;/bin</li> <li>• <b>FIXICC Agent</b> <ul style="list-style-type: none"> <li>• Windows - &lt;FIXEdge_Package&gt;/fixicc-agent/bat</li> <li>• Linux - &lt;FIXEdge_Package&gt;/fixicc-agent/bin</li> </ul> </li> </ul>		N	
4	<b>FIXEdge application logs</b> Default path in the package: <FIXEdge_Package>/FIXEdge1/log	Depends on maintenance window schedule defined by the user (daily or weekly).	Y	Keeping the recent logs are very useful for debugging and troubleshooting.  It is possible to configure the <a href="#">rotation</a> of the logs at which the old logs will be overwritten by fresh ones. <a href="#">Log rotation</a> allows to limit space for application log. Otherwise, FIXEdge user should be aware of free disk space.  <b>Example:</b> <div style="border: 1px solid #deeaf5; padding: 10px; margin-top: 10px;"> <p><b>FIXEdge.properties</b></p> <pre> Log.File.Rotate=true Log.File.Cycling=true # Maximum 100MB for FIXEdge log Log.File.Rotate.SizeLimit = 104857600 # 5 files total (i.e. 500MB) Log.File.Rotate.FileLimit = 5  Log.File.Name = FIXEdge1/log/FixEdge.log  Log.File.Rotate.Dir = &lt;path to archive storage&gt;/log                     </pre> </div> <div style="border: 1px solid #deeaf5; padding: 5px; margin-top: 10px;">  See also <a href="#">How to configure logging and logs rotation in FIXEdge</a> </div> <div style="border: 1px solid #ffc107; padding: 5px; margin-top: 10px;">  Archiving rotated logs FIXEdge.log.N not required stop the application                     </div>

5	<p><b>FIXICC Agent application logs</b></p> <p>Default path in the package:</p> <ul style="list-style-type: none"> <li>Windows - <code>&lt;FIXEdge_Package&gt;/fixicc-agent/FIXEdge1/fixicc-agent/logs</code></li> <li>Linux - <code>&lt;FIXEdge_Package&gt;/fixicc-agent/logs</code></li> </ul>	Depends on maintenance window schedule defined by the user (daily or weekly).	Y	<p>Keeping the recent logs are very useful for debugging and troubleshooting.</p> <p>FIXICC used Log4j library.</p> <div style="border: 1px solid #ccc; padding: 5px; margin-top: 10px;">  Archiving rotated logs fixicc-agent.log not required stop the application </div>
6	<p><b>Sessions logs</b></p>	Depends on sessions schedule (daily or weekly).	N	<p>Should be archived somewhere by default it is <code>&lt;FIXEdge_Package&gt;/FIXEdge1/logs/archive</code>.</p> <p>Archiving is done automatically for session on <a href="#">TerminateTime</a>.</p> <div style="border: 1px solid #ccc; padding: 5px; margin-top: 10px;">  <a href="#">TerminateTime</a> should be 1-2 minutes earlier than FIXEdge shutdown to ensure that all logs moved correctly. </div> <div style="border: 1px solid #ccc; padding: 5px; margin-top: 10px;">  For session logs storage speed is important, so quick storage should be used. Archived Logs could be moved to slower storage </div> <p><b>Example:</b></p> <p>Make sure that session log enabled:</p> <div style="border: 1px solid #ccc; padding: 5px; margin-top: 10px;"> <p><b>engine.properties</b></p> <pre>LogIncomingMessages = true LogDirectory = FIXEdge1/log</pre> </div> <p>To configure</p> <ul style="list-style-type: none"> <li>path to the archive,</li> <li>schedule for the session,</li> <li>session logs storage type</li> </ul> <div style="border: 1px solid #ccc; padding: 5px; margin-top: 10px;"> <p><b>FIXEdge.properties</b></p> <pre>FixLayer.FixEngine.Sessions.ArchivePath = &lt;path to archive storage&gt;/log  #Session Schedule configuration: Monday-Friday, 07:00 - 23:00. End of day 23:10 Schedules.ClientSchedule1.StartTime = 0 0 7 * * 2-6 Schedules.ClientSchedule1.TerminateTime = 0 0 23 * * 6  # ...  FixLayer.FixEngine.Session.Session1.Schedule = ClientSchedule1 FixLayer.FixEngine.Session.Session1.StorageType = persistentMM</pre> </div> <p>Such configuration allows run FIXEdge with minimum <a href="#">space requirements</a>.</p> <div style="border: 1px solid #ccc; padding: 5px; margin-top: 10px;">  See also <a href="#">How to configure logging and logs rotation in FIXEdge</a> </div>

7	<b>File Histories</b>	As histories are changed during a day it is better to archive it daily	Y	<p><b>Example:</b></p> <pre> <b>BL_Config.xml</b>  ...  &lt;History Name="SessionData"   StorageType="File"   WorkingDirectory="FIXEdge1/log/"   StorageFileName="SessionData"&gt;   &lt;KeyFields&gt;49, 56&lt;/KeyFields&gt;   &lt;Fields&gt;553&lt;/Fields&gt; &lt;/History&gt;  ... </pre> <p>For the history "SessionDate" be sure to configure backup files</p> <ul style="list-style-type: none"> <li>• FIXEdge1/log/SessionData.history</li> <li>• FIXEdge1/log/SessionData.header</li> </ul> <p>for example, using the cron.</p>
8	<b>ODBC Histories</b>	As histories are changed during a day it is better to archive it daily	-	Should be done by 3 <sup>rd</sup> party tools, EPAM is not responsible for DB backup.



See also [Disk space recommendations](#)