










Backup and archive recommendations

#	Item	How often to backup	Need to stop engine	Recommendations
1	FIXEdge binaries Default path in the package: <ul style="list-style-type: none"> • FIXEdge - <FIXEdge_Package>/bin • FIXICC Agent - <FIXEdge_Package>/fixicc-agent/lib 	Should be backed up before and after FIXEdge upgrade.	N	Optional. Can be download from the official site . <div style="border: 1px solid #ffc107; padding: 5px; margin-top: 10px;">  To restore FIXEdge binaries, stop it and replace the files in the appropriate directories with the files from the backup </div>
2	FIXEdge configuration Default path in the package: <ul style="list-style-type: none"> • FIXEdge - <FIXEdge_Package>/FIXEdge1/conf • FIXICC - <FIXEdge_Package>/fixicc/etc folder • FIXICC Agent <ul style="list-style-type: none"> • Windows - <FIXEdge_Package>/fixicc-agent/FIXEdge1.fixicc-agent/conf • Linux - <FIXEdge_Package>/fixicc-agent/conf 	Should be backed up before and after modifications.	N	It is responsible of FIXEdge user to track configuration changes. EPAM isn't supposed to do it for the client. Daily configuration backup is the good practice in case of frequent changes. /etc/odbc.ini – could be considered as a part of FIXEdge configuration if FIXEdge uses DSN from there. <div style="border: 1px solid #dc3545; padding: 5px; margin-top: 10px;">  Be careful, all data sources (not only for FIXEdge) are configured in /etc/odbc.ini file </div> <div style="border: 1px solid #ffc107; padding: 5px; margin-top: 10px;">  To restore FIXEdge configuration replace the files in the appropriate directories with the files from the backup. Settings will be applied after start/restart. </div>
3	Operational scripts Default path in the package: <ul style="list-style-type: none"> • FIXEdge - <FIXEdge_Package>/bin • FIXICC Agent <ul style="list-style-type: none"> • Windows - <FIXEdge_Package>/fixicc-agent/bat • Linux - <FIXEdge_Package>/fixicc-agent/bin 		N	
4	FIXEdge application logs Default path in the package: <FIXEdge_Package>/FIXEdge1/log	Depends on maintenance window schedule defined by the user (daily or weekly).	Y	Keeping the recent logs are very useful for debugging and troubleshooting. It is possible to configure the rotation of the logs at which the old logs will be overwritten by fresh ones. Log rotation allows to limit space for application log. Otherwise, FIXEdge user should be aware of free disk space. Example: <div style="border: 1px solid #deeaf5; padding: 10px; margin-top: 10px;"> <p>FIXEdge.properties</p> <pre> Log.File.Rotate=true Log.File.Cycling=true # Maximum 100MB for FIXEdge log Log.File.Rotate.SizeLimit = 104857600 # 5 files total (i.e. 500MB) Log.File.Rotate.FileLimit = 5 Log.File.Name = FIXEdge1/log/FixEdge.log Log.File.Rotate.Dir = <path to archive storage>/log </pre> </div> <div style="border: 1px solid #deeaf5; padding: 5px; margin-top: 10px;">  See also How to configure logging and logs rotation in FIXEdge </div> <div style="border: 1px solid #ffc107; padding: 5px; margin-top: 10px;">  Archiving rotated logs FIXEdge.log.N not required stop the application </div>

5	<p>FIXICC Agent application logs</p> <p>Default path in the package:</p> <ul style="list-style-type: none"> Windows - <FIXEdge_Package>/fixicc-agent/FIXEdge1/fixicc-agent/logs Linux -<FIXEdge_Package>/fixicc-agent/logs 	Depends on maintenance window schedule defined by the user (daily or weekly).	Y	<p>Keeping the recent logs are very useful for debugging and troubleshooting.</p> <p>FIXICC used Log4j library.</p> <div style="border: 1px solid #ccc; padding: 5px; margin-top: 10px;">  Archiving rotated logs fixicc-agent.log not required stop the application </div>
6	<p>Sessions logs</p>	Depends on sessions schedule (daily or weekly).	N	<p>Should be archived somewhere by default it is <FIXEdge_Package>/FIXEdge1/logs/archive.</p> <p>Archiving is done automatically for session on TerminateTime.</p> <div style="border: 1px solid #ccc; padding: 5px; margin-top: 10px;">  TerminateTime should be 1-2 minutes earlier than FIXEdge shutdown to ensure that all logs moved correctly. </div> <div style="border: 1px solid #ccc; padding: 5px; margin-top: 10px;">  For session logs storage speed is important, so quick storage should be used. Archived Logs could be moved to slower storage </div> <p>Example:</p> <p>Make sure that session log enabled:</p> <div style="border: 1px solid #ccc; padding: 5px; margin-top: 10px;"> <p>engine.properties</p> <pre>LogIncomingMessages = true LogDirectory = FIXEdge1/log</pre> </div> <p>To configure</p> <ul style="list-style-type: none"> path to the archive, schedule for the session, session logs storage type <div style="border: 1px solid #ccc; padding: 5px; margin-top: 10px;"> <p>FIXEdge.properties</p> <pre>FixLayer.FixEngine.Sessions.ArchivePath = <path to archive storage>/log #Session Schedule configuration: Monday-Friday, 07:00 - 23:00. End of day 23:10 Schedules.ClientSchedule1.StartTime = 0 0 7 * * 2-6 Schedules.ClientSchedule1.TerminateTime = 0 0 23 * * 6 # ... FixLayer.FixEngine.Session.Session1.Schedule = ClientSchedule1 FixLayer.FixEngine.Session.Session1.StorageType = persistentMM</pre> </div> <p>Such configuration allows run FIXEdge with minimum space requirements.</p> <div style="border: 1px solid #ccc; padding: 5px; margin-top: 10px;">  See also How to configure logging and logs rotation in FIXEdge </div>

7	File Histories	As histories are changed during a day it is better to archive it daily	Y	<p>Example:</p> <pre> BL_Config.xml ... <History Name="SessionData" StorageType="File" WorkingDirectory="FIXEdge1/log/" StorageFileName="SessionData"> <KeyFields>49, 56</KeyFields> <Fields>553</Fields> </History> ... </pre> <p>For the history "SessionDate" be sure to configure backup files</p> <ul style="list-style-type: none"> • FIXEdge1/log/SessionData.history • FIXEdge1/log/SessionData.header <p>for example, using the cron.</p>
8	ODBC Histories	As histories are changed during a day it is better to archive it daily	-	Should be done by 3 rd party tools, EPAM is not responsible for DB backup.



See also [Disk space recommendations](#)